



VELOCITY
MINERALS LTD.

NOVEMBER 2019

Gold in Bulgaria

TSX.V: VLC | www.velocityminerals.com



Forward Looking & Cautionary Statements



Forward Looking and Cautionary Statements This presentation contains forward-looking statements and forward-looking information (collectively, “forward-looking statements”) within the meaning of applicable Canadian and U.S. securities legislation, including the United States *Private Securities Litigation Reform Act of 1995* concerning the business, operations and financial performance and condition of Velocity Minerals Ltd. (the “Company”). All statements, other than statements of historical fact, included herein including, without limitation, statements regarding future capital expenditures and financings (including the amount and nature thereof), anticipated content, commencement, and cost of exploration programs in respect of the Company’s projects and mineral properties, anticipated exploration program results from exploration activities, the discovery and delineation of mineral deposits, resources and/or reserves on the Company’s projects and mineral properties, and the anticipated business plans and timing of future activities of the Company, are forward-looking statements. Although the Company believes that such statements are reasonable, it can give no assurance that such expectations will prove to be correct. Often, but not always, forward looking information can be identified by words such as “pro forma”, “plans”, “expects”, “may”, “should”, “budget”, “scheduled”, “estimates”, “forecasts”, “intends”, “anticipates”, “believes”, “potential” or variations of such words including negative variations thereof, and phrases that refer to certain actions, events or results that may, could, would, might or will occur or be taken or achieved. Forward looking information involves known and unknown risks, uncertainties and other factors which may cause the actual results, performance or achievements of the Company to differ materially from any future results, performance or achievements expressed or implied by the forward looking information. Such risks and other factors include, among others, the ability of the Company to obtain sufficient financing to fund its business activities and plans, operating and technical difficulties in connection with mineral exploration and development and mine development activities for Company’s projects generally, including the geological mapping, prospecting and sampling programs for the Company’s projects, actual results of exploration activities, including the estimation or realization of mineral reserves and mineral resources, the timing and amount of estimated future production, costs of production, capital expenditures, the costs and timing of the development of new deposits, the availability of a sufficient supply of water and other materials, requirements for additional capital, future prices of precious metals, tantalum and lithium, changes in general economic conditions, changes in the financial markets and in the demand and market price for commodities, possible variations in ore grade or recovery rates, possible failures of plants, equipment or processes to operate as anticipated, accidents, labour disputes and other risks of the mining industry, delays in obtaining governmental and regulatory approvals (including of the TSX Venture Exchange), permits or financing or in the completion of development or construction activities, changes in laws, regulations and policies affecting mining operations, hedging practices, currency fluctuations, title disputes or claims limitations on insurance coverage and the timing and possible outcome of pending litigation, environmental issues and liabilities, risks related to joint venture operations, and risks related to the integration of acquisitions, as well as those factors discussed under the heading “Risk Factors” in the Company’s most recent annual management’s discussion and analysis and other filings of the Company with the Canadian Securities Authorities, copies of which can be found under the Company’s profile on the SEDAR website at www.sedar.com. Readers are cautioned not to place undue reliance on forward-looking statements. The Company undertakes no obligation to update any of the forward looking information in this presentation or incorporated by reference herein, except as otherwise required by law.

National Instrument 43-101 Stuart Mills, the Vice President Exploration for the Company, and a Qualified Person as defined by National Instrument 43-101, has approved the scientific and technical information concerning the Company discussed in this presentation. Mr. Mills is not independent of the Company as he is an officer, a shareholder and holds incentive stock options.

Preliminary Economic Assessment (September 2018) – Cautionary Note Base case parameters assume a gold price of US\$1,250/ounce and an exchange rate (CAD\$ to US\$) of 0.75. All amounts are reported in Canadian dollars unless otherwise specified. Financial results on 100% equity basis. The PEA is preliminary in nature and includes Inferred mineral resources (effective date September 10, 2018) that are too speculative geologically to have economic considerations applied to them that would enable them to be categorized as mineral reserves. There is no certainty that the PEA results will be realized. Mineral resources are not mineral reserves and do not have demonstrated economic viability. The PEA was prepared by CSA Global, an international mining consultancy with experience in Bulgaria, in accordance with National Instrument 43-101 Standards of Disclosure for Mineral Projects (“NI 43-101”). A technical report prepared pursuant to NI 43-101 on the Project is filed on the SEDAR website at www.sedar.com and the Company’s website at www.velocityminerals.com.

Cautionary Note to United States Investors As a Canadian issuer, the Company is permitted to prepare its public disclosures and this presentation in accordance with Canadian securities laws, which differ in certain respects from U.S. securities laws. In particular, this presentation uses the terms “mineral resource”, “measured mineral resource”, “indicated mineral resource” and “inferred mineral resource”. While these terms are recognized and required by Canadian securities laws, they are not recognized by the United States Securities and Exchange Commission (“SEC”) and are not normally permitted to be disclosed in SEC filings by U.S. companies. U.S. investors are cautioned not to assume that any part of a “mineral resource”, “measured mineral resource”, “indicated mineral resource” or an “inferred mineral resource” will ever be converted into a “reserve”. In addition, “reserves” reported by the Company under Canadian standards may not qualify as reserves under SEC standards. Under SEC standards, mineralization may not be classified as a “reserve” unless the mineralization can be economically and legally extracted or produced at the time the “reserve” determination is made. Accordingly, information contained or referenced in this presentation containing descriptions of the Company’s mineral deposits may not be compatible to similar information made public by U.S. companies subject to the reporting and disclosure requirements of U.S. federal securities laws, rules and regulations. “Inferred mineral resources” have a great amount of uncertainty as to their existence and great uncertainty as to their economic and legal feasibility. It cannot be assumed that all or any part of an inferred mineral resource will ever be upgraded to a higher category. Historical results or feasibility models presented herein are not guarantees or expectations of future performance.

Currency All amounts in this presentation are expressed in Canadian dollars, unless otherwise stated.

THIS PRESENTATION IS NOT INTENDED AS, AND DOES NOT CONSTITUTE, AN OFFER TO SELL SECURITIES OF THE COMPANY.

The TSX Venture Exchange has not reviewed and do not accept responsibility for the accuracy or adequacy of this presentation, which has been prepared by the Company.

‘Hub & Spoke’ Development Strategy



Multiple Gold Projects

- Pipeline of advanced, near surface gold deposits within under-explored gold belt

‘Hub & Spoke’ Development Strategy

- Envision staged open pit mining of satellite deposits & processing in a central plant

Fully-funded 2019 Work Programs

- \$9 million strategic investment from gold producer Atlantic Gold (TSX.V: AGB) in March 2019
 - Atlantic Gold purchased by St. Barbara for \$800M cash in July 2019
- Advancing PEA-level Rozino project to prefeasibility
- Drilling Obichnik, Makedontsi and Sedefche projects towards resource definition

Local Partner & Processing Plant

- Fully permitted gold processing plant available
- Bulgarian operating partner provides processing and permitting expertise

Management and Board

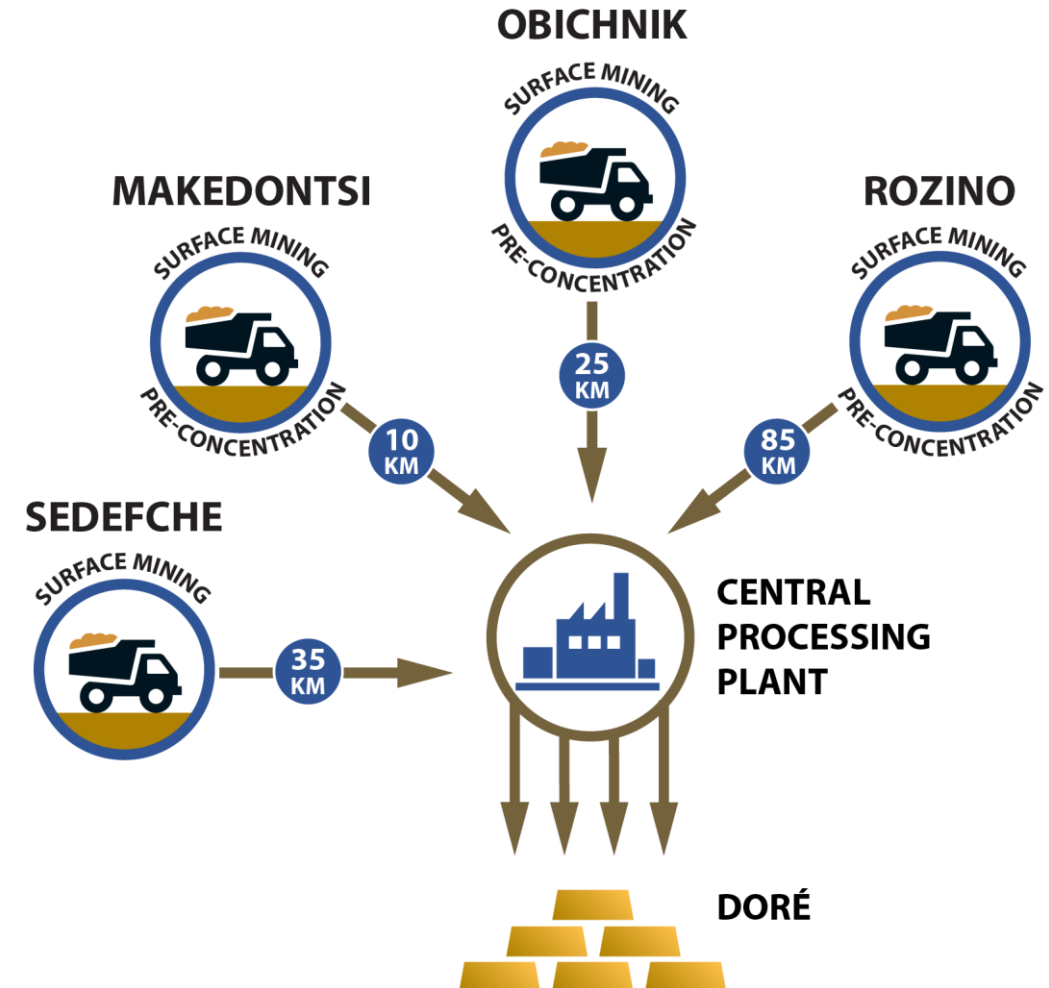
- Proven team of explorers and developers

'Hub & Spoke' Development Strategy

OPEN PIT MINING OF SATELLITE DEPOSITS & PROCESSING IN A CENTRAL PLANT

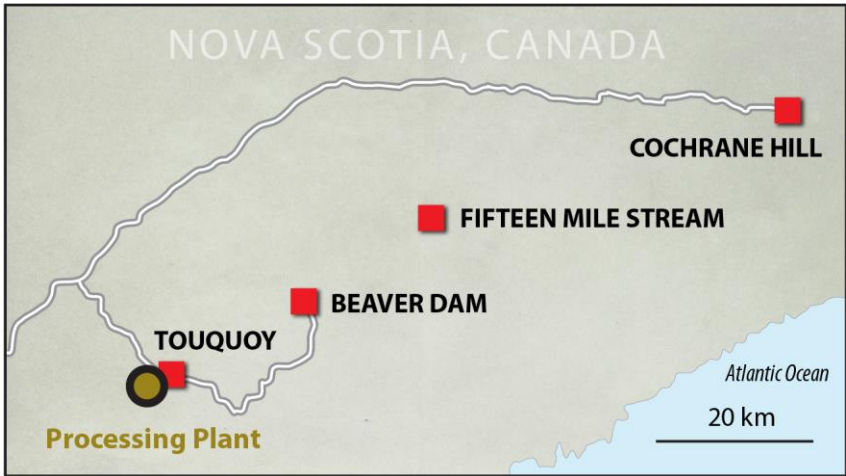
- Open pit mining of satellite deposits
 - Rozino
 - Obichnik
 - Makedontsi
 - Sedefche
- On-site floatation plant to produce concentrate
- Trucking of concentrate on existing roads
- Further processing in existing CIL plant
- Gold doré production

**AIM TO REACH PRODUCTION PROFILE OF
>100,000 PER YEAR SUSTAINABLE OVER 10 YEARS**



‘Hub & Spoke’ Model Comparison

ST. BARBARA (formerly Atlantic Gold)



Central Processing Plant

VELOCITY MINERALS



	Stage	Project	Distance to Plant	Stage	Project	Distance to Plant
Flagship Asset	Production	TOUQUOY (63.5%)	0km	Prefeasibility	ROZINO (70%)	85km
Satellite Pipeline	Advanced Exploration	FIFTEEN MILE (100%)	57km	Exploration Drilling	OBICHNIK (70% OPTION)	25km
Satellite Pipeline	Permitting	BEAVER DAM (100%)	37km	Exploration Drilling	MAKEDONTSI (70% OPTION)	10km
Satellite Pipeline	Permitting	COCHRANE HILL (100%)	80km	Exploration Drilling	SEDEFICHE (70% OPTION)	35km
Regional Potential	Regional Exploration Targets			Exploration & Mining Alliance (10,400km ² area)		

Gorubso-Kardzhali AD

Background

- Established 1939 to mine and process lead-zinc ore
- Ownership transferred to the Bulgarian government in 1953
- Privatized in 1999 with major shareholders consisting of senior managers of the company
- Gorubso transitioned to mining & processing gold in 2004

Existing Gold Processing Plant

- Only company in Bulgaria to secure a CIL operating permit
- Carbon-in-leach processing plant operating since 2011
- Certified under the International Cyanide Management Code (ICMI)
- Recent award for environmental excellence in Bulgaria

Expertise and Relationships

- Strong working relationships with municipalities, national governments and regulatory departments
- Abundant experience with all aspects of permitting and plant operation



CIL Plant



Plant Staff



Secure Gold Room

Multiple Projects –Positive Common Features



ROZINO PROJECT



OBICHNIK PROJECT



MAKEDONTSI PROJECT

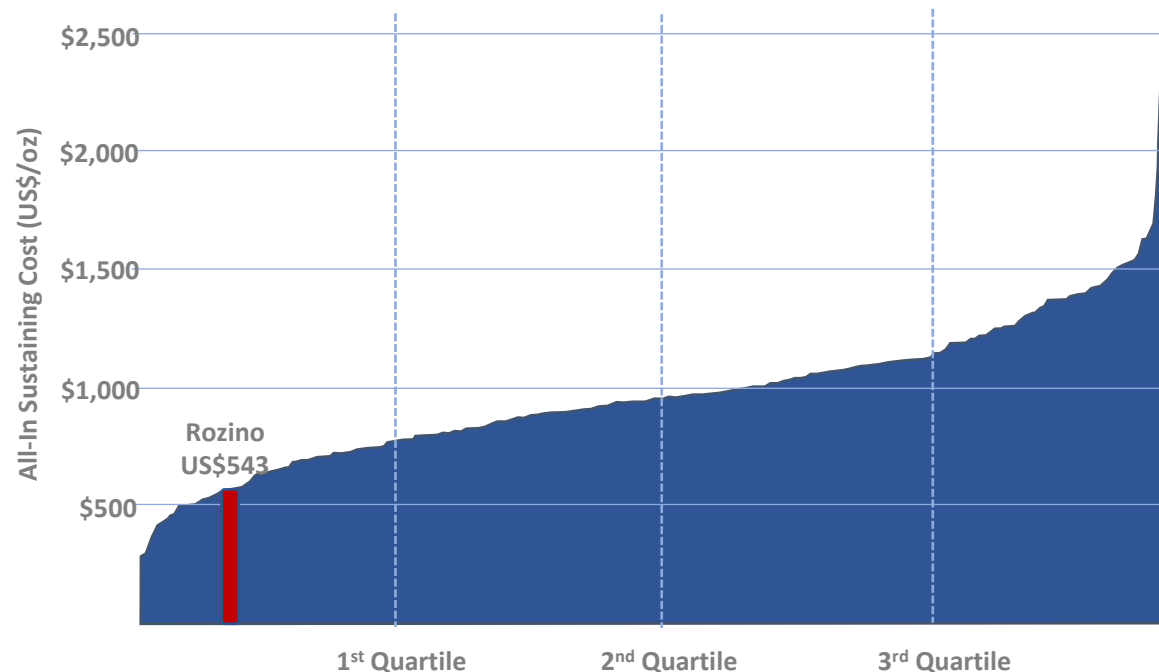


SEDEFICHE PROJECT

POTENTIAL COMMON FEATURES & BENEFITS

- ✓ AISC^ in the range of ~USD\$550-650/oz
- ✓ Low initial capex
- ✓ Low strip ratio deposit with a 1.2 g/t to 1.5 g/t life of mine gold grade
- ✓ Proven resource expansion potential at existing deposits
- ✓ Simple metallurgy and conventional processing methods
- ✓ An under-explored gold belt, with little if any modern gold exploration

^ "AISC" is an industry financial measure that has no definition under Canadian GAAP. As a result AISC cannot be compared between companies or individual operations



Source: S&P Market Intelligence. 2017 Gold AISC Curve, Primary Gold Mines Only

All In Sustaining Cost (AISC)^ is defined as all cash costs related to mining and processing to final product. It includes on-mine and off-mine costs (direct and indirect). Sustaining capital costs related to continuing the business including exploration, development and equipment required to sustain production are included. Taxes, working capital, M&A, disposals and acquisitions as well as new mine development capital costs are excluded.

^"AISC" is an industry financial measure that has no definition under Canadian GAAP. As a result AISC cannot be compared between companies or individual operations.

Rozino Gold Project



Ownership • 70:30 Joint Venture

Location • Truckable to modern gold processing plant

Deposit Type • Near surface, low sulphidation epithermal gold deposit

Mineral Resources • 573,000oz contained; 13Mt inferred resource grading 1.37 g/t gold at a 0.6 g/t gold cut-off grade^{1,2,3}
• Mineralization remains open

September 2018 PEA • After-tax NPV_{5%} of \$129 million an after-tax IRR of 33%, assumes \$1,250 gold

2019 Work Program • Drilling up to 14,000m – exploration & resource definition and regional
• Optimization of PEA assumptions
• Environmental monitoring and baseline assessment

Objective • Advance through prefeasibility and permitting

(1) Effective date September 10, 2018.

(2) Mineral resources are not mineral reserves and do not have demonstrated economic viability.

(3) The mineral resource has been estimated in accordance with the Canadian Institute of Mining, Metallurgy and Petroleum "CIM Definition Standards for Mineral Resources and Mineral Reserves" (CIM, 2014).

2018 Preliminary Economic Assessment



PEA Highlights

(Sept 2018)



Financials

- After-tax NPV_{5%} of \$129 million an after-tax IRR of 33%
- Total estimated capital cost of \$97.6 million
- All-in sustaining cost (AISC)[^] of US\$543 per ounce gold

Inferred Resource

- Historical resource doubled in PEA – 90% of resources within 100m of surface
- Inferred mineral resource estimate^{1,2,3} contains 573,000 ounces gold at 0.6g/t COG (13Mt @1.37g/t gold)

Open Pit Mining

- LOM mined gold of 461,000 ounces

Processing

- On-site flotation to produce ~30g/t gold concentrate
- Further processing in existing operating carbon-in-leach plant & doré production
- LOM gold production average 65,000 ounces per annum

All In Sustaining Cost (AISC)[^] is defined as all cash costs related to mining and processing to final product. It includes on-mine and off-mine costs (direct and indirect). Sustaining capital costs related to continuing the business including exploration, development and equipment required to sustain production are included. Taxes, working capital, M&A, disposals and acquisitions as well as new mine development capital costs are excluded.

[^]AISC[^] is an industry financial measure that has no definition under Canadian GAAP. As a result AISC cannot be compared between companies or individual operations.

(1) Effective date September 10, 2018.

(2) Mineral resources are not mineral reserves and do not have demonstrated economic viability.

(3) The mineral resource has been estimated in accordance with the Canadian Institute of Mining, Metallurgy and Petroleum "CIM Definition Standards for Mineral Resources and Mineral Reserves" (CIM, 2014).

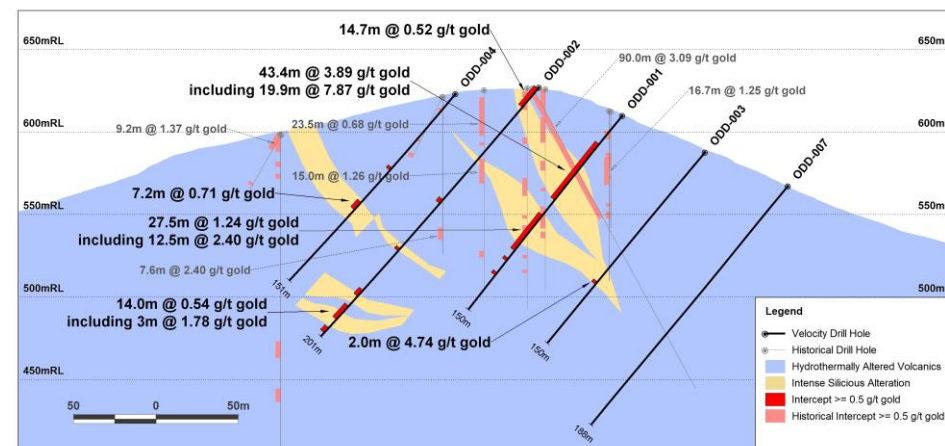
Obichnik Gold Project



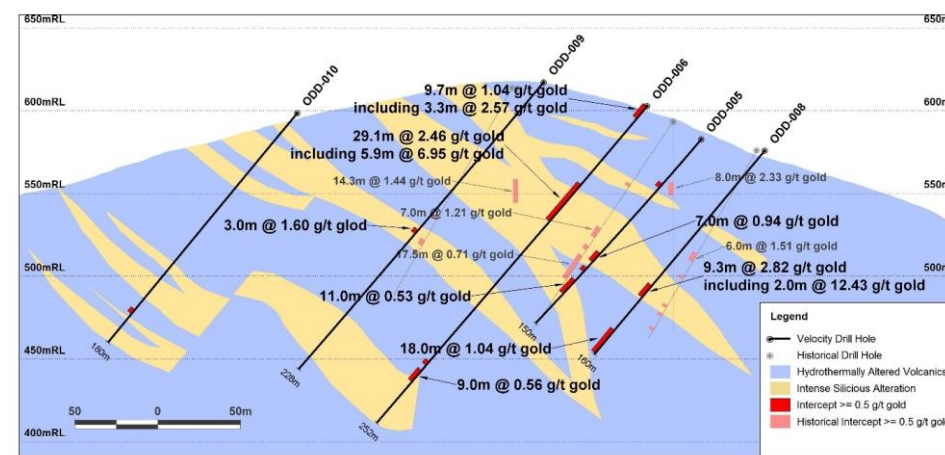
Ownership	<ul style="list-style-type: none">• Option agreement with Bulgarian partner Gorubso to acquire a 70% interest by delivering a 43-101 mineral estimate
Location	<ul style="list-style-type: none">• Truckable to gold processing plant
Deposit Type	<ul style="list-style-type: none">• Near surface epithermal gold deposit• Intrusive related bulk tonnage potential
Historical Estimates	<ul style="list-style-type: none">• The estimate which is registered with the Ministry of Energy in Bulgaria is based on historical exploration, including approximately 32 drill holes (4,800m) and 137 trenches completed by Geoengineering Ltd. and Gorubso
2019 Work Program	<ul style="list-style-type: none">• Soil geochemistry and ground magnetic surveys• 6,000m of drilling planned
Objective	<ul style="list-style-type: none">• Establish 43-101 resource estimate

Target 1 (Durusu Tepe)

- Testing the high-grade epithermal gold potential
- Two drill fences completed demonstrating continuity of high-grade mineralization over 100m
- Initial drilling intercepted:
 - **43.4m @ 3.89g/t gold**, including 19.9m @ 7.87g/t gold in drill hole ODD-001, and
 - **27.5m @ 1.24g/t gold**, including 12.5m @ 2.40g/t gold
- Step-out drilling 100m to the east intercepted:
 - **29.1m @ 2.46g/t gold**, including 5.9m @ 6.95g/t gold in drill hole ODD-006, and
 - **9.3m @ 2.82g/t gold**, including 2.0m @ 12.43g/t gold in drill hole ODD-008



Cross-Section 1: showing results for initial drill holes.



Cross-Section 2: showing results for 100m step-out drilling, east of initially reported high-grade epithermal gold.

Aiming to deliver on 4 significant milestones in 4 consecutive quarters

Expect continuous news flow through remainder of 2019 and into 2020

2019		2020	
Q4	Q1	Q2	Q3
OBICHIK RESOURCE ESTIMATE	SEDEFICHE RESOURCE ESTIMATE	ROZINO PREFEASIBILITY STUDY	MAKEDONTSI RESOURCE ESTIMATE

Capital Structure

ISSUED & OUTSTANDING 97,792,229

Warrants 12,650,218

Weighted average exercise price \$0.23

Options 8,175,000

Weighted average exercise price \$0.26

Convertible Debentures 20,376,000

\$5,094,000 @ \$0.25, 5-year term, 8.5% coupon

FULLY DILUTED 138,993,447

(Oct 16, 2019)

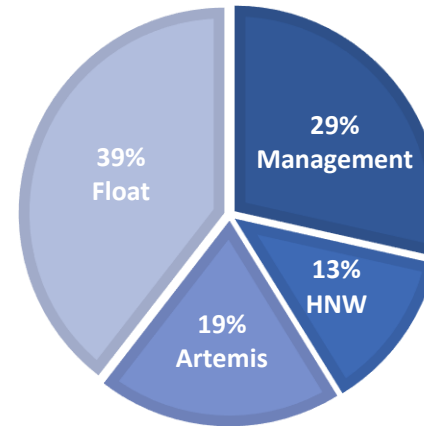
Share Price \$0.48

52 Week High - Low \$0.58 - \$0.15

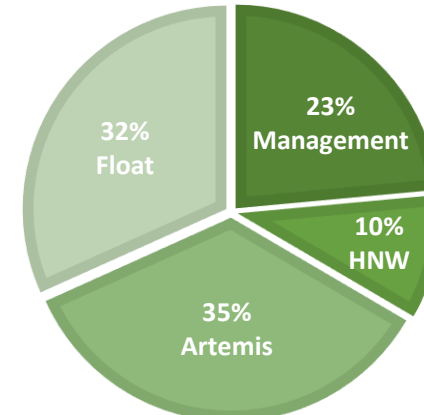
Market Capitalization \$46 M

(Nov 1, 2019)

ISSUED & OUTSTANDING



FULLY DILUTED



ANALYST COVERAGE



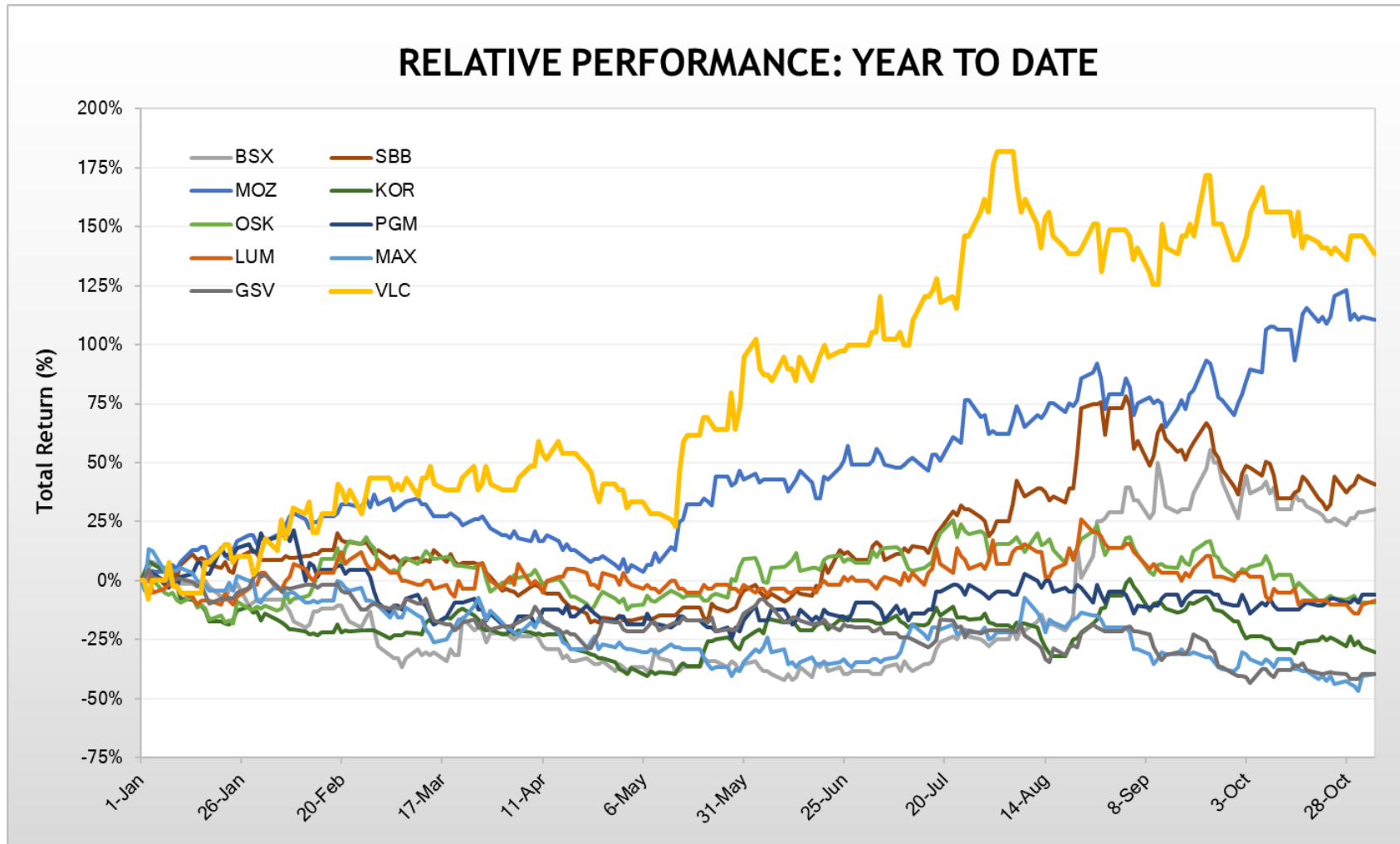
WATCHLIST / NOTES



HAYWOOD



Relative Performance – Year to Date



Velocity Minerals

Marathon Gold

**Sabina Gold
Belo Sun**

Pure Gold
Osisko Mining
Lumina Gold
Corvus Gold
Gold Standard
Midas Gold

Positive Investment Criteria



Multiple advanced gold assets



Experienced management and directors



\$9M strategic investment by Atlantic Gold



Discovery track record



Value <\$10/oz discovery cost



Access to operating gold processing plant



Hub 'n' spoke development model



EU jurisdiction



Alliance with local Bulgarian miner



Strong technical partner



Excellent results to date



Near term catalysts through 2019-2020